

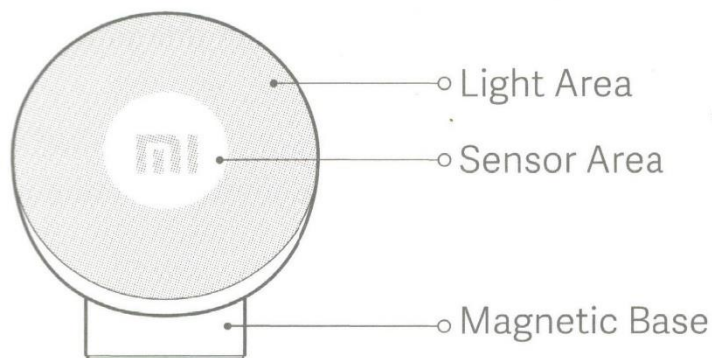
Mi Motion-Activated Night Light 2 User Manual



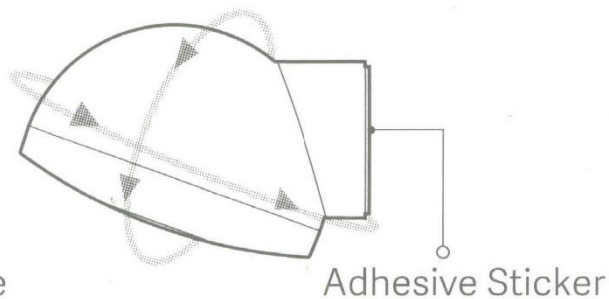
Xiaomi

Product Overview

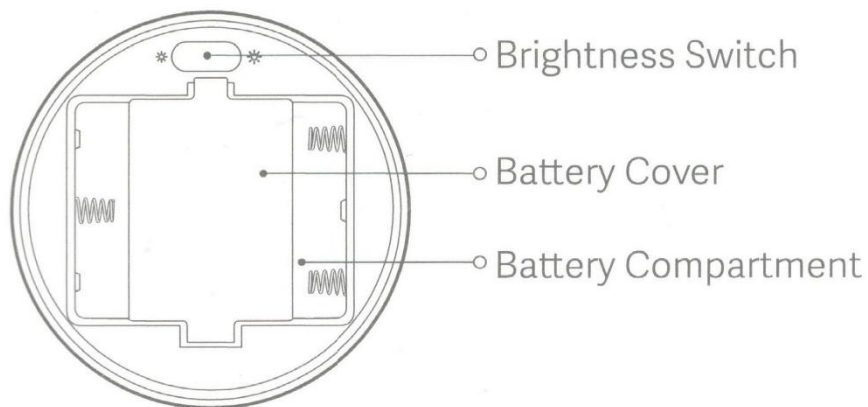
Read this manual carefully before use, and retain it for future reference.



Front



The Night Light can rotate 360 degrees



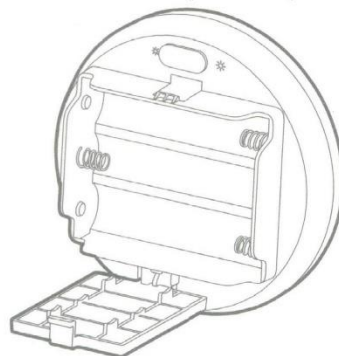
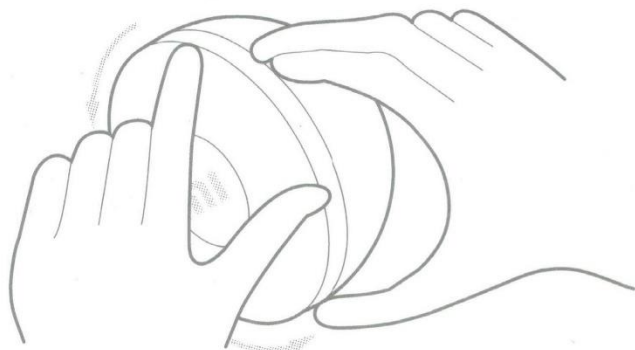
Interior

Illustrations of product, accessories, and user interface in the user manual are for reference purposes only. Actual product and functions may vary due to product enhancements.

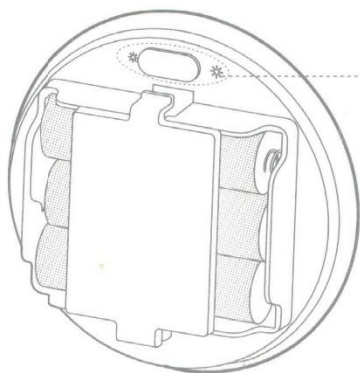
How to Use

1. Installing the batteries

Turn the front cover counterclockwise to unscrew it from its hemispherical housing. Open the battery cover and install three AA batteries in the battery compartment.



2. Toggle the brightness switch to the desired brightness level before screwing the lamp back into its hemispherical housing.



3 lm

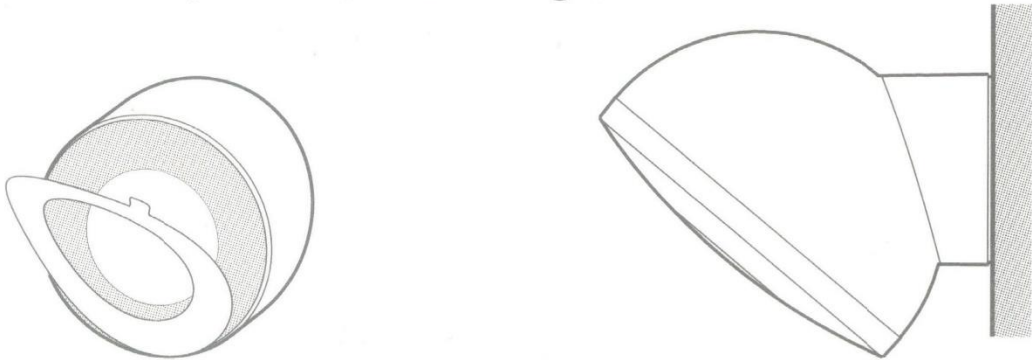
Places that are suitable for use as a night light: bathrooms, hallways, bedrooms, and children's rooms.

25 lm

Places that are suitable for use as an auxiliary light: doorways, entrances, wardrobes, wall surfaces, and balconies.

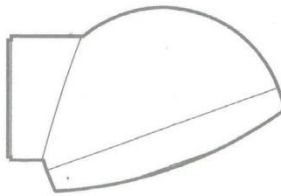
3. Mounting the light

Select a flat and dry mounting surface, wipe the surface clean first, and then peel off the release liner from the base. Stick the base in the desired location and press it down firmly to make sure it is properly secured. Finally, attach the light to the magnetic base and adjust it to a suitable angle.



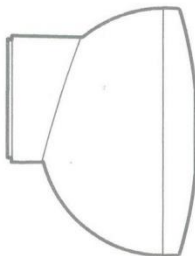
Note: For accurate detection, it is recommended to face the light downwards when the base has been mounted over 1.9 m above the floor.

Mounting point is
over 1.9 m above the floor



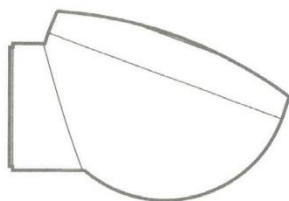
Facing downwards

Mounting point is between
0.5–1.5 m above the floor



Facing straight forward

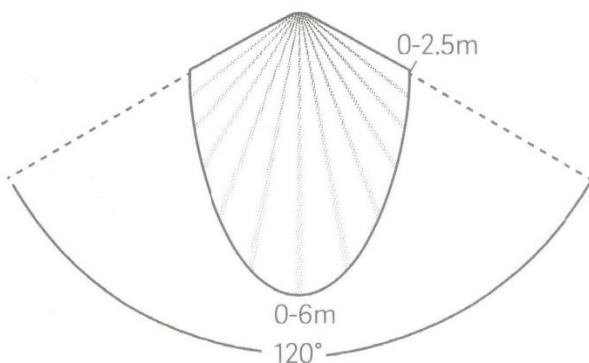
Mounting point is below
0.5 m above the floor




Facing upwards

Note: For different mounting heights, the angle needs to be adjusted based on the user's height and the desired usage scenario to achieve the optimal result.

4. When it is dark and body movement is detected, the light will turn on automatically, and turn off automatically after 15 seconds if no further body movement is detected.



Detection Area



Note: The detection area is a 120° area directly at the center in front of the night light. The detection area covers 0–6 m in front of the light, and 0–2.5 m to the sides. The detection effect depends on the angle of the light, ambient temperature, body size, and moving speed. The illustrated detection area is based on the direction the logo is facing.

Specifications

Model: MJYD02YL

Luminous Flux: 3 lm, 25 lm

Rated Voltage: 4.5 V ---

Rated Power: 0.34 W

Operating Temperature: -10°C to 40°C

Item Dimensions: ϕ 8 cm \times 6.2 cm

Net Weight: Approx. 121 g

Precautions

- Do not cover the detection area of the light.
- When cleaning the surface of the light, wipe it clean with a soft cotton cloth and do not use any corrosive solvents.
- Do not install the light near heat sources such as AC or heating vents, or in direct sunlight. Nor install the light near sources of humidity such as humidifiers or water heaters.
- Make sure the Mi logo is upright at all times when installing and using the night light.
- When the brightness of the night light is reduced after a period of normal use, the battery level may be insufficient. Please replace the batteries with new ones, and properly dispose of the old batteries so as to avoid environmental pollution.
- Please do not attempt to replace the light source in this luminaire. It is advised to reach out to Xiaomi's authorized service centers in case of any issues.
- For indoor use only.

Manufactured by: Qingdao Yeelink Information Technology Co., Ltd.
(a Mi Ecosystem company)

Address: 10F-B4, Building B, Qingdao International Innovation Park,
No.1 Keyuan Weiyi Road, Laoshan District, Qingdao City, Shandong
Province, P.R.China, Post code: 266101

For Consumer Complaints Contact: Manager, Customer Care, Xiaomi
Technology India Pvt. Ltd., Ground Floor, AKR Infinity, Sy. No.113, Krishna
Reddy Industrial Area, 7th Mile, Hosur Road, Bangalore-560 068,
Karnataka, Phone No. 1800 1036286, Email: service.in@xiaomi.com

For further information, please go to www.mi.com